


Golf Locker

Luxury wooden (MDF wrapping) doors and PVC film laminated steel doors create a sophisticated atmosphere in clubhouse.
Combination of various options improves usability.



For example: GOL-1900 x 450 x 600
H.1900 W.450 D.600
*Slide hinge specifications



Model number : GOL- [H] x [W] x [D]

Height	Width	Depth
1800	350	515
~	400	~
1900	450	600

Reference dimensions

Custom design is available according to the layout and space.

- *Door materials can be selected from PVC Laminated-steel or MDF wrapping.
- *Various knobs, handles, locks, and internal options are also available.

Various options



We have a wide variety of customized parts that are ideal for golf lockers.
We provide lockers that are easy for customers to use.

*The listed product is an example. Please contact us for details.

Lock Specification

Cylinder Lock (GLM-02 Lock)



- ◆ Lock sophisticated for wooden doors, also can be attached to steel doors.
- ◆ Inner cylinder of lock can be replaced, so when lost a key, don't need worry for open the door with old key.

Back view of Lock




- Sickle cam suitable for anti-theft measure.
- Door detection function for locks with back box.

Number Combination Lock (Auto Zero Reset)



- ◆ When Lock's knob is turned for locking and unlocking memorize. Automatically reset numbers to zero with memorize your combination number.

Knob, Handle



Cannon type (Gold)



Cannon type (Silver)




Arch type

Accessory Case



Simple type



Simple type with bar




Smartphone holder with bar

Slippers Hanger



Made of metal



Made of metal (foldable)

Shoes Tray



End Panel



(Posting sign on End-Panel)


(End Panel)

Various signs

- ◆ Various types of number signs for lockers are available.



Potting Compound Seal
(shape) oval / rectangular (color) gold / silver (font) gothic



Sign sheet on End-panel



Cut character

- ◆ MDF wrapping End Panel can guard Locker from external impact.
- ◆ Wrapping sheet for End Panel can be chosen from wide variety of wooden pattern to realize your image.
- ◆ Location guide with signs attached on End Panel.

Golf Locker



[Stainless steel] Golf bag stand




Golf bag stand for temporary storage.
Single or double type are available.

LG-18S : Single type stand for 6 sets of golf bags
H.950 W.1800 D.470
Stainless steel body(φ42.7mm) with hair line finish,
with level adjusters.

LG-18B : Double type stand for 12 sets of golf bags
H.950 W.1800 D.960
Stainless steel body(φ42.7mm) with hair line finish,
with level adjusters.

Bench



WBC-150M : Wooden Bench
H.400 W.1500 D.360
Wooden, Sit place is a leather seat



WBC-150 : Wooden Bench
H.400 W.1500 D.300
Wooden

Small items Storage Box



CX4-8 : 32 block
H.1600 W.727.2 D.300
※Products made of Pin hinge



YSV3-5-1 : 15 block
H.1600 W.735 D.300
Wood grain sheet paste surface
Coin Return (DRH) Lock
※Products made of Slide hinge



CZ1-1 : 1 block
H.250 W.250 D.250
Number Combination Lock
※Products made of Flag Hinges



It is a small storage that can be installed in an existing locker.



● CX type can be selected from 3 types locks.



Cylinder lock (MX lock)



Coin return lock (DRH lock)

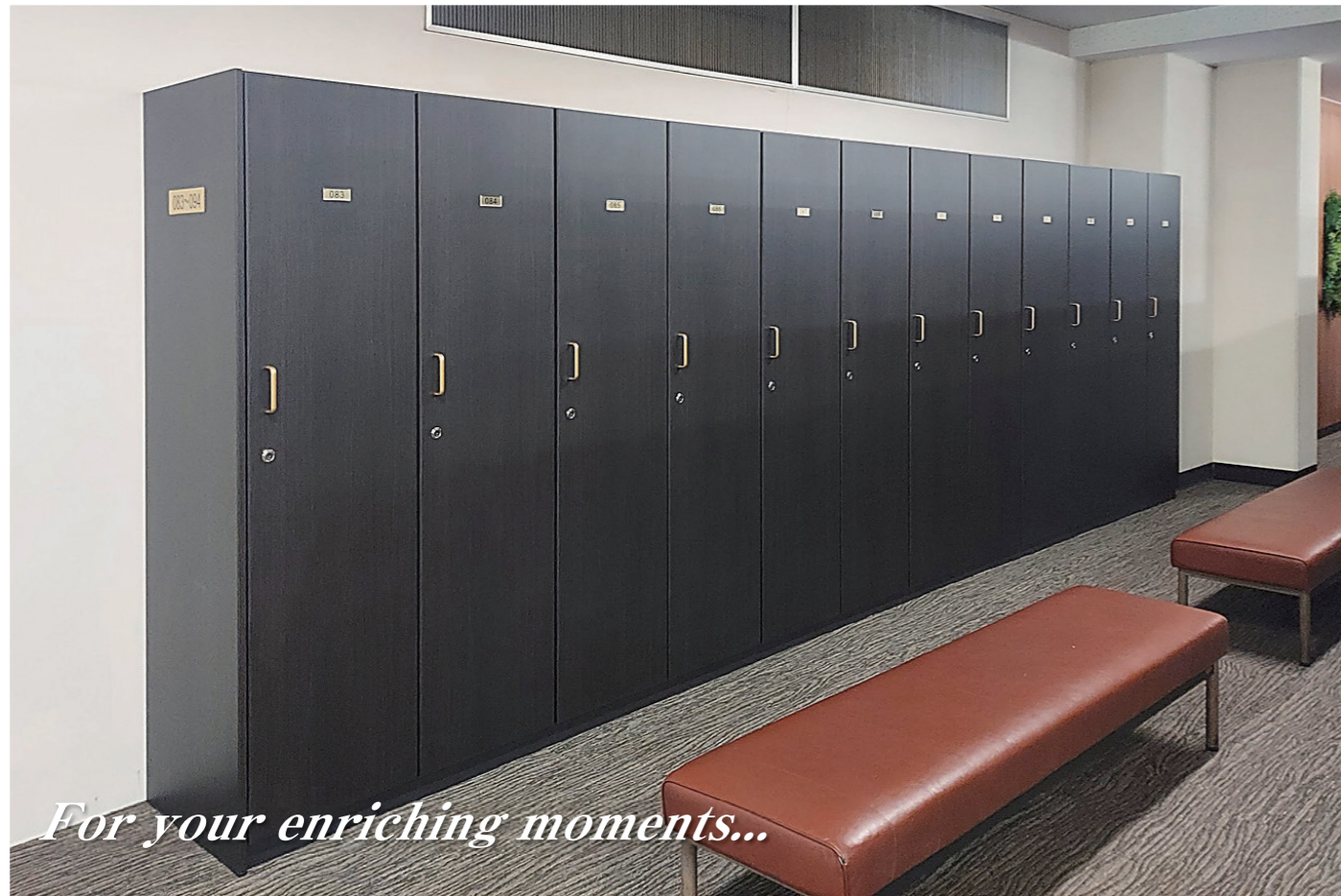


Character matching lock (Number lock)



Number Combination Lock (Auto Zero Reset)
When Lock's knob is turned for locking and unlocking memorize. Automatically reset numbers to zero with memorize your combination number.





For your enriching moments...



Elegant space...