


Golf Locker

Luxury wooden (MDF wrapping) doors and PVC film laminated steel doors create a sophisticated atmosphere in clubhouse.  
Combination of various options improves usability.



For example: GOL-1900 x 450 x 600  
H.1900 W.450 D.600  
※Slide hinge specifications



Model number : GOL- (H) x (W) x (D)

Height	Width	Depth
1800	350	515
~	400	~
1900	450	600

Reference dimensions

Custom design is available according to the layout and space.

- ※Door materials can be selected from PVC Laminated-steel or MDF wrapping.
- ※Various knobs, handles, locks, and internal options are also available.

Various options



We have a wide variety of customized parts that are ideal for golf lockers.  
We provide lockers that are easy for customers to use.

※The listed product is an example. Please contact us for details.

Lock Specification

Cylinder Lock (GLM-02 Lock)



- ◆Lock sophisticated for wooden doors, also can be attached to steel doors.
- ◆Inner cylinder of lock can be replaced, so when lost a key, don't need worry for open the door with old key.

Back view of Lock



- Sickle cam suitable for anti-theft measure.
- Door detection function for locks with back box.

Number Combination Lock (Auto Zero Reset )



- ◆When Lock's knob is turned for locking and unlocking memorize, Automatically reset numbers to zero with memorize your combination number.


Knob, Handle



Cannon type (Gold)



Cannon type (Silver)



Arch type

Accessory Case



Simple type



Simple type with bar



Smartphone holder with bar

Slippers Hanger



Made of metal



Made of metal (foldable)

Shoes Tray



End Panel



(Posting sign on End-Panel)

(End Panel)

Various signs

- ◆ Various types of number signs for lockers are available.



Potting Compound Seal / oval or square shape / gold or silver



Sign sheet on End-panel



Cut character

- ◆MDF wrapping End Panel can guard Locker from external impact.
- ◆Wrapping sheet for End Panel can be chosen from wide variety of wooden pattern to realize your image.
- ◆Location guide with signs attached on End Panel.



Golf Locker




[Stainless steel] Golf bag stand



**LG-18S** : Single type stand for 6 sets of golf bags  
H.950 W.1800 D.470  
Stainless steel body(φ42.7mm) with hair line finish, with level adjusters.

**LG-18B** : Double type stand for 12 sets of golf bags  
H.950 W.1800 D.960  
Stainless steel body(φ42.7mm) with hair line finish, with level adjusters.

Bench



**WBC-150M** : Wooden Bench  
H.400 W.1500 D.360  
Wooden, Sit place is a leather seat



**WBC-150** : Wooden Bench  
H.400 W.1500 D.300  
Wooden

Valuables storage



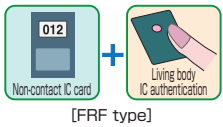
**PB-46FRF** : 46 squares  
H.1600 W.890 D.300

Adopts a non-contact RF-ID chip with computer micro control + a double check system with biometric ID authentication (fingerprint authentication) (FRF type)

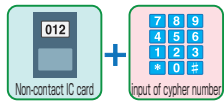
- Auto message method that automatically starts voice guidance when a person approaches the sensor.
- Large LCD touch panel is used to enter the password, and the touch panel number is also displayed randomly.
- With high-performance memory, ID and PIN are stored indefinitely until power failure recovery.
- Even if the function is stopped in the event of a power outage, it can be dealt with immediately by unlocking the mechanism.



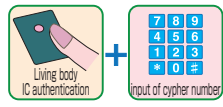
We also offer non-contact IC cards, LRF type and FL type by combining biometric ID authentication (fingerprint authentication) and PIN input.



[FRF type]



[LRF type]



[FL type]

You can choose from 5 specifications according to your application.



(PB-46FRF)



(PB-41FRF)



(PB-36FRF)



(PB-22FRF)



(PB-23FRF)

The PB-23 type is [H.1477 W.540 D.300].

Small items Storage Box



**CX4-8** : 32 units  
H.1600 W.727.2 D.300  
※Products made of Pin hinge



**YMS3-5-1DR** : 15 units  
H.1600 W.735 D.300  
Wood grain sheet pasted Door  
Coin Return (DRH) Lock  
※Products made of Slide hinge



**CZ1-1** : 1 units  
H.250 W.250 D.250  
Number Combination Lock  
※Products made of Flag Hinges



It is a small storage that can be installed in an existing locker.

- CX type can be selected from 3 types locks.



Cylinder lock (MX lock)



Coin return lock (DRH lock)



Character matching lock (Number lock)



Number Combination Lock (Auto Zero Reset)  
When Lock's knob is turned for locking and unlocking memorize, Automatically reset numbers to zero with memorize your combination number.



